

d-flexx



ECHO

Modular Traffic Barrier



Tested Impact Energy
according to **PAS13**

61.500 Joule

At 22.5° Impact, 4.9 km/h
(3,04 mph) and 4.320 kg (9524 lbs)
on a C20/25 concrete floor and
max. force to bolt at 21 kN.

Description

The ECHO Barrier is a safety solution designed to protect personnel, equipment, and infrastructure in high-traffic industrial environments. Its primary purpose is to provide physical protection from collisions, separating pedestrians and vehicles, and preventing damage to structures such as walls, columns, and machinery. ECHO is a unique combination of the d-flexx DELTA and CHARLIE Barriers, bringing together the strengths of both systems into one powerful solution. The DELTA Barrier offers exceptional visual and physical separation between pedestrian walkways and vehicle lanes, enhancing safety and organization in busy work environments. Meanwhile, the CHARLIE Barrier is designed to stop and contain vehicle impacts, particularly from forklifts and other heavy machinery. By uniting these features, the ECHO Barrier provides both robust impact resistance and clear visual demarcation, ensuring comprehensive protection for workers and assets. Its flexible material allows to absorb impacts without breaking or bending, reducing maintenance costs and ensuring long-term durability. ECHO Barrier complies with the PAS13 standard, which provides guidelines for barrier protection systems in workplace environments. This ensures that the barrier system meets the highest safety benchmarks in the industry. By combining the strengths of the DELTA Barrier's pedestrian-vehicle separation with the CHARLIE Barrier's capacity to withstand vehicle impacts, the ECHO Barrier offers the best of both worlds. It ensures that pedestrians are kept safely apart from vehicle traffic while also providing a robust shield against potential collisions.

Technical Information

Operational Temperature Range:	-40°C up to +50°C / -40°F up to +112°F
Ignition Temperature:	350-360°C / 662 - 680°F
Flash Point:	350-360°C / 662 - 680°F
Toxicity:	Nontoxic
Chemical Resistance:	High-ISO / TR 10358
UV Stability	Gray scale: 5/5
Changes to material after 5 years:	Blue Wool scale: 8/8 Tensile strength: No changes
Static Rating (surface resistivity):	10 ¹⁵ -10 ¹⁶ Ω
Standard Warranty:	5 Years
Fixations:	Concrete screw, Zinc coated, Size Ø12x80 mm
Deflection zone:	250mm / 9,84in

Scan or click to review

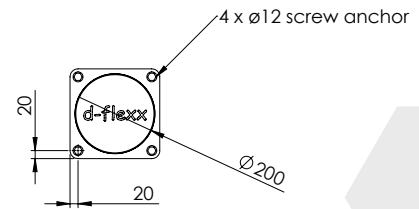
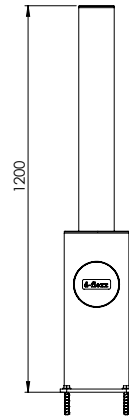
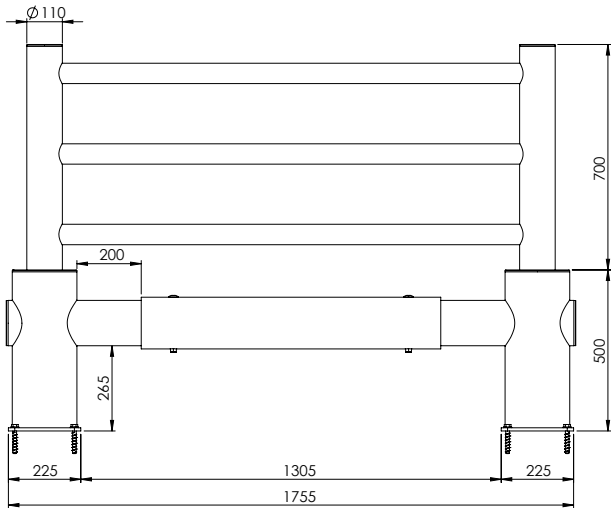


*Maintenance Guide
Assembly Guide
Videos
Tender Text
Warranty*

d-flexx

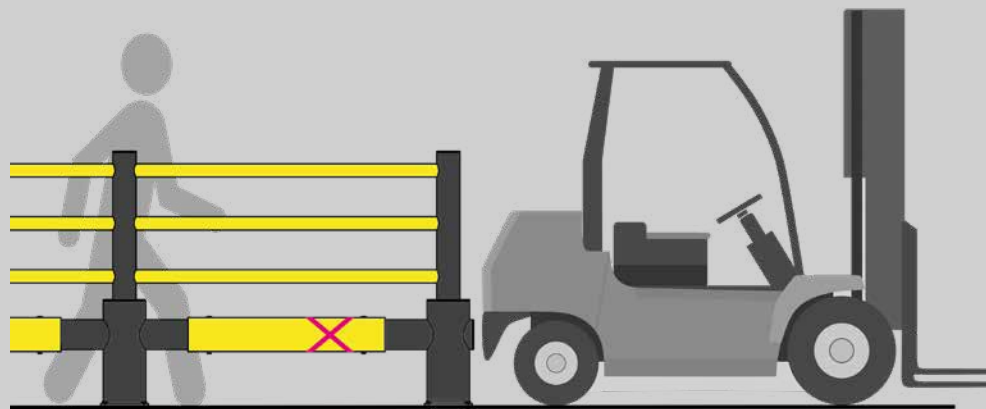


Specifications

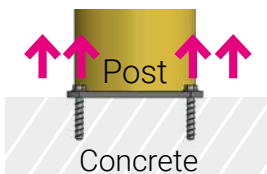


Measurements mm vs in

	mm	in
Diameter 1	110	4,33
Diameter 2	200	7,87
Height 1	500	19,69
Height 2	700	27,56
Total height	1200	47,24
Space	265	10,43
Width 1	200	7,87
Width 2	1305	51,38
Width 3	1755	69,09
Footplate	225	8,86
Pos. drill holes	20	0,79



Max. force to bolt 21 kN



Impact Test ECHO

Mid Rail Max. Energy (Joules)	90°	67,5°	45°	22,5°
	9.000	10.500	18.000	61.500

End post max. energy (Joules) - 90° 4.000

Mid post max. energy (Joules) - 90° 4.000